


# iCHAIR SKY


1.620

 **Allowed user weight**  
140 kg (incl. additional load)






Mid-wheel drive for utmost agility and precise manoeuvring



Memory function records movement patterns and preferred positions



40° tilt for effective pressure relief



Advanced lie-down function with biomechanics for armrests and headrest

## The Multifunctional

### **EFFICIENCY**

- Excellent cost-performance ratio for effective long-term care
- Long lifespan and high durability thanks to the use of highest quality materials
- Individually adjustable to the user's changing needs
- Extensive network of specialist retailers and suppliers ensures a secure supply of spare parts over the longer term
- Service-oriented thanks to open frame design

### **THERAPEUTIC BENEFIT**

- The multifunctional seat unit available as standard enables individual adaptation and offers a wide range of special features. Stand-up function possible from any position
- The memory function enables recording of therapeutically motivated movement patterns as well as initial, end and preferred positions
- The new chassis concept with mid-wheel drive enables utmost turning ability in confined spaces
- The spring-loaded chassis ensures stability, avoids vibrations and establishes continuous ground contact

### **FIELD OF USE**

- For indoor and outdoor use
- Very agile indoors thanks to mid-wheel drive
- For independent mobility, for permanent and all-day use
- Especially for users with severe functional disorders, such as acquired or congenital tetraplegia, traumatic brain injury, advanced stage muscle diseases (e.g. muscular dystrophy), advanced stage MS sufferers, cerebral palsy, spina bifida

ORDER

COST ESTIMATE

CUSTOM DESIGN

Please send the order form by e-mail to:

[info@meyragroup.com](mailto:info@meyragroup.com)

Customer service: +49 571 93292 555

Billing address / Customer ref. no.:

Delivery address:

Tax-ID

Consignment / Comments:

Order quantity:

**MEYRA**



**Price basic model**

**18.995,00 €**



**Allowed user weight**

140 kg (incl. additional load)



**Hints**

Our Terms and Conditions as stated at [www.meyra.de/AGB](http://www.meyra.de/AGB) shall apply

You can find information on the measurement process at [www.meyra.de/messverfahren](http://www.meyra.de/messverfahren)

Valid from 01.01.2025 – 31.12.2025.

Errors, misprints and changes reserved.

Use our K.I.S.S.S. for orders and configurations at [www.kisss-by-meyra.de](http://www.kisss-by-meyra.de)

You avoid queries and incorrect orders thanks to the buildability check

### USER DATA

First name

Name

Street

ZIP CODE

City

Country

Birthday

Diagnosis 1

Diagnosis 2

Tel.

Mobil

E-mail

Order number

Health insurance fund / cost unit

Specialist trade Contact person/phone.

Supply specialist MEYRA

Approval info from week

### ANATOMICAL DATA (IN MM)

1) Seat depth

2) Seat width

3) Chest width

4) Chest depth

5) Elbow height

6) Armpit height

7) Back height

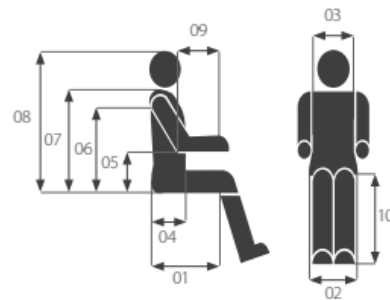
8) Head height

9) Forearm length

10) LLL

Body height

Weight (kg)



Remarks

I accept the Terms and Conditions of Meyra Distribution GmbH (valid as of January 2023)

<https://www.meyra.com/gtc/>

Date

City

Signature



## Technical specifications

<sup>1)</sup> see category seat width<sup>2)</sup> to seat pan without seat cushion; Height of seat cushion 60 mm<sup>3)</sup> measured with 0° seat angle<sup>4)</sup> From 100 kg user weight up adjustment of standing angle necessary<sup>5)</sup> Max. user weight incl. additional load 136 kg for passenger transport in car

Seat widths in mm	400 - 530 <sup>1)</sup>
Seat depth in mm	400 - 525
Seat height in mm	450 / 485 / 520 <sup>2) 3)</sup>
Back support height in mm	540
Lower shank length in mm	250 - 435 <sup>2)</sup>
Arm support height in mm	200 - 350 <sup>2)</sup>
Length with footrest in mm	1095
Transport length in mm	905
Width ready to drive in mm from	640
Height without head support in mm	1080 - 1150
Max. obstacle height in mm	60
Turning radius in mm	640
Ground clearance in mm	70
Transport weight	173 kg
User weight	140 kg <sup>5)</sup>
Permitted overall weight incl. options	340 kg
Max. additional loading	10 kg
Driving speed	6 km/h / 10 km/h
Motor power	350W
Range with battery 60 Ah	35 km
Range with 80 Ah battery (20h)	40 km
Permitted inclination/slopes	15%
Castor wheels diameter	7 - 8"
Drive wheels diameter	14"
Seat camber electric	40°
Standing angle max. up to	90° <sup>4)</sup>
Back support angle electric	90 - 180° <sup>4)</sup>
Lift in mm	200
Drive	Midwheel

Please select by ticking the relevant boxes

 Special construction/individual solution o.r. - on request

 Standard version: If no other selection is made, the standard version will be delivered.

## 00 Chassis / engine / frame options

CODE	SPEED	RANGE	MOTOR POWER	MAX. Weight.	GBP £
115	6 km/h	max. 40 km	2 x 350 W	140 kg	0,00
117	10 km/h	max. 35 km	2 x 350 W	140 kg	402,94
	⚠ in Germany only in combination with CODE 4772 TÜV certificate (category accessories)				
918	ESP drive stabilisation module				400,00

## Frame / rear swingarm

CODE	DESCRIPTION	GBP £
352	Frame with rear swingarm and centrally suspended anti-tipp wheels	0,00
690	Frame with rear swing arm and two side-mounted anti-tipp wheels	200,00

## 01 Seat width (SW)

CODE	DESCRIPTION	SEAT SURFACE WIDTH	GBP £
43	Seat width infinitely variable from 400 to 480 mm via armrests and pelvic pelottes (width of seat surface 430 mm)	430 mm	0,00
48	Seat width infinitely variable from 450 to 530 mm via armrests and pelvic pelottes (width of seat surface 480 mm)	480 mm	0,00

## 02 Castor

CODE	DESCRIPTION	GBP £
152	7"Aluminium rim with puncture-proof tyres	0,00
157	8"Aluminium rim with puncture-proof tyres	0,00

## 03 Drive wheels

CODE	DESCRIPTION	GBP £
460/846	Racing tread, puncture-resistant pneumatic tyres	0,00
460/904	Racing tread, puncture-proof tyres	100,00
460/905	14" drive wheels with aluminium rims	73,00
460/482	Studded tread, puncture-resistant pneumatic tyres	0,00

Please select by ticking the relevant boxes

Special construction/individual solution o.r. - on request

Standard version: If no other selection is made, the standard version will be delivered.

## Rear wheel options

CODE	DESCRIPTION	GBP £
824	Mudguard for drive wheels	0,00

## 04 Seat height / depth

		Seat depth (SD)					
		(C-615)	(C-788)	(C-789)	(C-787)	(C-792)	(C-793)
CODE	Seat height	400 mm	425 mm	450 mm	475 mm	500 mm	525 mm
41	450 mm						
42	485 mm						
49	520 mm						

## 05 Seat / back

CODE	DESCRIPTION	GBP £
948	Seat and back cushion	0,00
727	without seat and back upholstery  for external seating systems	0,00

## 06 Seat- / back cover

CODE	DESCRIPTION	GBP £
237	Textile cover black	0,00
254	Softline synthetic leather incontinence cover anthracite	400,00

Please select by ticking the relevant boxes

 Special construction/individual solution o.r. - on request

 Standard version: If no other selection is made, the standard version will be delivered.

## 07 Sitting and standing functions

CODE	DESCRIPTION	Seat angle	STANDING ANGLE	GBP £
4937	Multifunction module incl. memory function with stand-up and lie-down function ⚠ From 100 kg user weight up adjustment of standing angle necessary Use of the Easy Memory Box (article no.: 1084696) is recommended for optimal adaptation	0° to 40°	up to 90° 200 mm	0,00
4934	Stand-up ride 3 km/h			0,00
4948	Advanced biomechanics in the backrest, biomechanical armrest lowering by 45° and biomechanical headrest mount ⚠ Only i.C. with headrest CODE 913 or CODE 956			0,00

## 08 Seat options

CODE	DESCRIPTION	GBP £
4274	Rail mounts on seat	100,00
4933	Thigh pelottes, infinitely variable width and length adjustment ⚠ only in conjunction with CODE 4274 rail mounts	600,00

## 09 Back support options (Adjustments)

CODE	DESCRIPTION	GBP £
25	Electrical back adjustment 90°-150° ⚠ It is recommended to use a headrest	0,00
589	Suspender seatbelt ⚠ only in conjunction with CODE 814 continuous push bar	150,00
659	Chest strap for stabilising torso	0,00
814	Continuous push bar	120,00
913	Headrest standard ⚠ suitable for transport in disabled transport vehicles	135,00
956	Headrest with side support	350,00
4946	Lumbar support, foam	30,00
4947	Lumbar support, inflatable	200,00

Please select by ticking the relevant boxes

Special construction/individual solution o.r. - on request

Standard version: If no other selection is made, the standard version will be delivered.

## 10 Arm supports

1 = swiveling 2 = height adjustable 3 = width adjustable 4 = depth adjustable

CODE	DESCRIPTION	FUNCTIONS	GBP £
24	Padded armrest	1,2,3,4	0,00

## 11 Armrests options

CODE	DESCRIPTION	GBP £
4422	Armrest fixation in initial position	60,00

## 12 Leg supports

CODE	DESCRIPTION	LS-ANGLE	GBP £
4935	Central legrest, electrical angle adjustment, incl. footplate, ergonomic length compensation ⚠ With FSH 450 mm LLL max. 365 mm with FSH 485 mm LLL max. 400 mm with FSH 520 mm LLL max. 435 mm	up to 170°	0,00
2118	Exit aid for easy transfer out of and into the wheelchair, incl. foot plate that can be lowered to the floor ⚠ at FSH 450mm USL 340-385mm at FSH 485mm USL 375-420mm at FSH 520mm USL 410-455mm not i.c.w table top with cut-out (center) for CODE4660/4661 operating module 4660/4661 The exit angle can be customized using the Easy Memory Box	up to 170°	2.000,00
5106	central electric leg rest with single foot plates ⚠ at FSH 450mm lower leg length max. 369mm at FSH 485mm lower leg length max. 404mm at FSH 520mm lower leg length max. 439mm	up to 170°	600,00

Please select by ticking the relevant boxes Special construction/individual solution o.r. - on request Standard version: If no other selection is made, the standard version will be delivered.

### 13 Leg support and footrest options

CODE	DESCRIPTION	GBP £
316	Knee pads, centrally guided with lateral moulding (detachable)	0,00
4697	Knee pad, central guide, additionally height & depth adjustable, with lateral shaping (removable)	400,00
945	Calf pad	0,00
822	Shoe fastening strap (pair)	30,00

### 14 Batteries and Chargers

CODE	DESCRIPTION	GBP £
513	Maintenance-free batteries 60Ah (20h)	0,00
5158	Maintenance-free batteries approx.66 Ah (5h), 80 Ah (20h)	150,00
732	Charger 8 A for 60 Ah	0,00
733	Charger 12 A for 80 Ah	200,00

### 15 Lighting

CODE	DESCRIPTION	GBP £
932	Active LED-lighting front and rear acc. to StVZO	0,00

Please select by ticking the relevant boxes

Special construction/individual solution o.r. - on request

Standard version: If no other selection is made, the standard version will be delivered.

## 16 Joystick modules and accessories

### CONTROL

Code	Control modules	none	2 / 682	6 / 678	8 / 780
702/398	R-NET LCD IR/BT				
702/839	R-NET OMNI II				1.000,00

**⚠** Code 839 OMNI II flashing function and horn function only selectable via menu  
Code 839 OMNI II only i.c. with CODE 998 special programming

### External adjustment module

CODE	DESCRIPTION	GBP £
4597/4615	External adjustment keypad for directly selecting and activating five seat functions, also while driving, assembly on the control module side <b>⚠</b> Not in combination with swivelling table tops CODE 4660 and 4661 Not in combination with laterally swivelling therapy table CODE 4646	1.150,00
4599/4615	External adjustment keypad for directly selecting and activating five seat functions, also while driving, assembly on the opposite side to the control module <b>⚠</b> Not in combination with swivelling table tops CODE 4660 and 4661 Not in combination with laterally swivelling therapy table CODE 4646	1.000,00

Key	without assignment	Back support	Seat	CM left	CM right	CM synchronous	Central legrest	Angle legrest height	Seatlift
(1)									
(2)									
(3)									
(4)									
(5)									

Please select by ticking the relevant boxes Special construction/individual solution o.r. - on request Standard version: If no other selection is made, the standard version will be delivered.

### Assembly of the operating module

CODE	DESCRIPTION	GBP £
74	Assembly right	0,00
60	Assembly left	0,00

### 17 Operating module bracket

CODE	DESCRIPTION	GBP £
4859	Operating module bracket, length adjustable	0,00
4860	Operating module bracket, length and height adjustable, swivelling to the side (e.g. on a table)	150,00
4874	Protection bracket for control module VR2 and R-NET <b>⚠</b> not in conjunction with OMNI II, CODE 839	44,00
851	Operating module bracket for accompanying person (operating module can be moved from the front to the rear) <b>⚠</b> only with continuous push bar CODE 814 not in combination with table top with cut-out (centre) for operating module CODE 4660/4661	150,00
4789	Additional operating module with priority switch for accompanying person, incl. assembly on the frame tube	300,00

### 18 Special operating modules

CODE	DESCRIPTION	GBP £
4660	Table plate with recess (centred) for operating module, swivelling to the right <b>⚠</b> only in conjunction with CODE 4948 Advanced Biomechanics	400,00
4661	Table plate with recess (centred) for operating module, swivelling to the left <b>⚠</b> only in conjunction with CODE 4948 Advanced Biomechanics	400,00
543	External on/off switch, diameter 63 mm, green	202,00
596	External on/off switch, diameter 63 mm, yellow	200,00
778	External on/off switch, diameter 30 mm, green	180,00
779	External on/off switch, diameter 30 mm, yellow	180,00

Please select by ticking the relevant boxes Special construction/individual solution o.r. - on request Standard version: If no other selection is made, the standard version will be delivered.

### MicroPilot / MicroGuide

CODE	DESCRIPTION	GBP £
4612	MicroGuide way joystick <b>⚠</b> only in combination with OMNI II CODE 839 temporarily not available	2.703,34
4601	MicroGuide way joystick including bracket and hand pad <b>⚠</b> only in combination with OMNI II CODE 839 temporarily not available	3.202,89

### Rear-head control

CODE	DESCRIPTION	GBP £
2238	Head control unit (narrow) only in conjunction with OMNI II	4.000,00
2239	Head control unit (wide) only in conjunction with OMNI II	5.000,00

**⚠** I.c.w. the 10 km/h variant, the ESP drive stabilization module CODE 918 is mandatory  
I.c.w. the 6 km/h variant, the use of the ESP drive stabilization module must be checked individually  
because of the better driving characteristics of the iCHAIR SKY it is recommended to use this module

### Joystick attachments

CODE	DESCRIPTION	GBP £
553	Tetra-fork vertical	100,00
556	Tetra-fork horizontal	100,00
734	Tetra-fork horizontal, adjustable to hand width	100,00
4589	Mushroom grip	40,00
4590	Ball grip	40,00
4591	T-grip	40,00
4593	Stem grip	40,00
4594	Button grip	40,00
4595	Softball	40,00
4596	Golf ball, small (d=43 mm)	40,00

Please select by ticking the relevant boxes

Special construction/individual solution o.r. - on request

Standard version: If no other selection is made, the standard version will be delivered.

## 19 software

CODE	DESCRIPTION	GBP £
985	Series programming (standard)	0,00
998	Special programming (deviation from standard)	0,00

Please select by ticking the relevant boxes Special construction/individual solution o.r. - on request Standard version: If no other selection is made, the standard version will be delivered.**20** Frame colours / accent colours

CODE	FRAME	AKZENTE	GBP £
207	Matt black		0,00
212	Matt black	Polar white	100,00
186	Matt black	Magic Blue	100,00
227	Matt black	Red Metallic	100,00
180	Matt black	Lemon reflex	100,00
214	Matt black	Sun yellow	100,00

**21** Options around the wheelchair

CODE	DESCRIPTION	GBP £
906	Rear-view mirror right	50,00
927	Rear-view mirror left	50,00
4646	Therapy table swivelling sideways <b>!</b> only in conjunction with CODE 4948 Advanced Biomechanics	320,00
590	Abduction wedge	150,00
781	USB charging socket	120,00
782	Receptacle for mobile phone bracket <b>!</b> not in conjunction with R-NET OMNI II CODE 839 Cell phone holder not included in scope of delivery	50,00
4795	Anti-theft function, key	40,00
4772	TUV-certificate only i.c.w. code 117	0,00
2676	Warning sign sticker	50,00
676	Rear marking plate	80,00
833	Safety belt	50,00

**22** Service

Item	DESCRIPTION	GBP £
55704	Flat fee for customised parameterisation (not eligible for discounts) <b>!</b> The on-the-spot service covers only simple adjustment of parameter sets, such as acceleration, speed etc.	556,00
55709	Medically required parameterisation of the standing and lie-down module to customer-specific settings (not eligible for discounts) <b>!</b> The on-the-spot service covers simple program adjustments as well as the integration of special controls.	1.124,00